


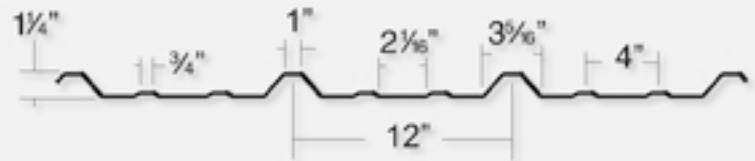


R and PBR Panel Overview

JET Metals, L.L.C. 1429 North Dave Lyle Blvd. Rock Hill, S.C. Phone: 803/325-8700 www.jetmetals.com



R Panel Profile



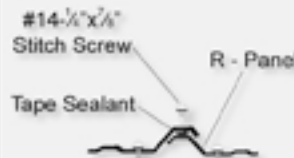
R Panel Fastening Pattern Interior



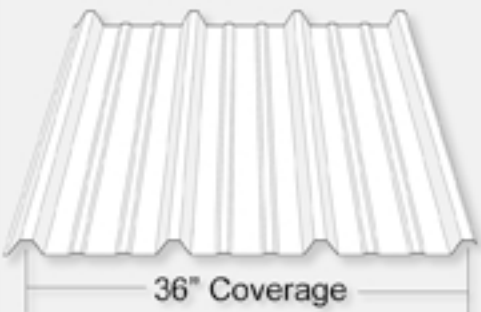
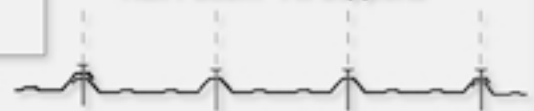
R Panel Fastening Pattern Ends



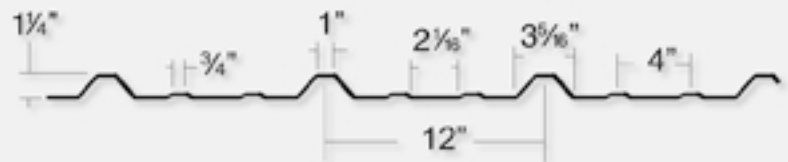
R Panel Fastening Pattern



Nail Pattern All Supports



PBR Panel Profile



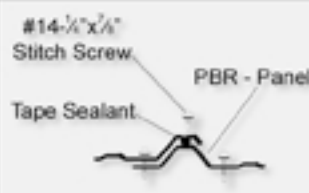
PBR Panel Fastening Pattern Interior



PBR Panel Fastening Pattern Ends



PBR Panel Fastening Pattern



Nail Pattern All Supports





R and PBR Panel Overview

JET Metals, L.L.C. 1429 North Dave Lyle Blvd. Rock Hill, S.C. Phone: 803/325-8700 www.jetmetals.com

Slope: The minimum recommended slope for R and PBR panels is 1:12. JET METALS recommends that in all roof applications sealant be used on sidelaps

Substrate: R-Panel is designed to be installed over open structural framing, but can be used with a solid substrate. The recommended substrate is 5/8" plywood with a 30 pound moisture barrier. *PBR-Panel is recommended for roof applications.*

Coverage: R and PBR panels are available in a 36" width with a 1 1/4" rib height.

Length: Lengths under 5 ft are available with some cutting restrictions. Maximum recommended panel length is 45 ft. Longer panels require additional considerations in packaging, shipping, and erection.

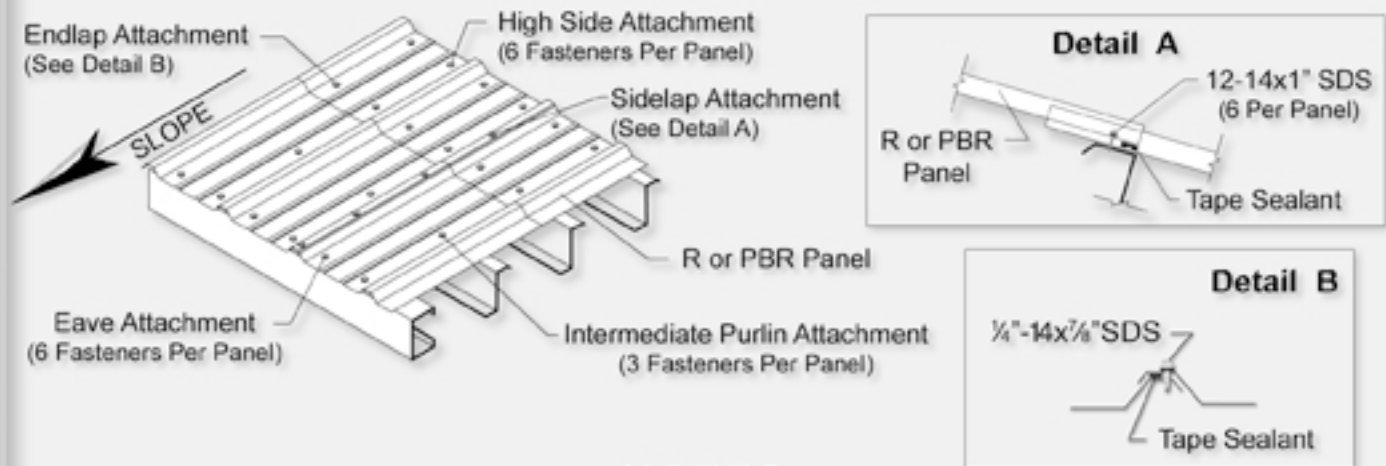
Availability: R and PBR panels are available in 26, and 24 gauge. Minimum quantity may apply.

Application: Commercial

Fastening: Direct fasten (exposed)

Fasteners: Self-Drilling screws for open metal structural framing, woodgrip screws for wood substrate. Quantity and type of fastener must meet necessary loading and code requirements.

R and PBR Panel Attachment



NOTES:

Sidelap

- 1/2"x3/32" Tape Sealer must be installed between weather infiltration point and fastener
- Install 1/4"-14x7/8" Fasteners at 20° on center
- When possible, install panels such that sidelaps are nested away from prevailing winds

Endlap

- Tape Sealer must be installed between weather infiltration point and fastener
- Install 12-14x1" SDS on each side of major ribs of panel (2SDS per 1")